



**UCLA** Financial Aid & Scholarships

---

# ANNUAL REPORT 2019-2020

# UCLA





## FROM THE DIRECTOR



**UCLA Financial Aid and Scholarships plays a critical role in helping students meet their educational costs.** I am pleased to provide this *Annual Report on Financial Aid & Scholarships*. This report includes information about the programs we administer and the number of students we serve. This information is intended

to provide a summary of how the financial aid office supports the University's strategic plan for student recruitment, access and retention.

Ina Sotomayor, Director

## MISSION STATEMENT

UCLA Financial Aid and Scholarships is dedicated to helping students pursue their education by awarding scholarships, grants, and other aid to assist with educational costs. We support the University's enrollment and retention goals by providing counseling services and access to financial resources in order to increase opportunities for students' success in reaching their higher education goals.

In pursuing our mission we strive to uphold the highest degree of professionalism, confidentiality, integrity and commitment to quality customer service. UCLA Financial Aid and Scholarships stewards Federal, State and University funds in compliance with regulatory requirements while recognizing and respecting the needs and values of our diverse student body.

# FINANCIAL AID DASHBOARD

The charts below compare academic year expenditures for specific undergraduate target groups. It also provides comparison for the various professional schools including graduates and post-doctorate students. Total expenditures are based on campus awards and not necessarily awards administered by Financial Aid and Scholarships.

## UNDERGRADUATE TARGET GROUPS

Entering Freshmen	2016-17	2017-18	2018-19	2019-20
Student Count (Unduplicated)	4433	4056	3831	4350
Federal Grants	\$9,510,440	\$10,275,601	\$8,931,721	\$9,067,043
State Grants	\$26,160,634	\$25,298,399	\$23,026,462	\$22,853,236
Institutional Grants	\$25,716,302	\$24,612,729	\$24,671,007	\$23,605,535
All Scholarships	\$10,397,387	\$10,833,605	\$9,968,511	\$9,632,186
Loan	\$23,004,235	\$21,214,431	\$21,328,759	\$18,350,261
<b>All Financial Aid</b>	<b>\$96,865,749</b>	<b>\$94,589,226</b>	<b>\$88,630,069</b>	<b>\$83,504,927</b>

New Transfers	2016-17	2017-18	2018-19	2019-20
Student Count (Unduplicated)	2417	2285	2352	2659
Federal Grants	\$7,636,702	\$8,062,259	\$7,785,351	\$7,664,036
State Grants	\$15,907,297	\$15,219,324	\$16,353,475	\$16,778,407
Institutional Grants	\$16,709,250	\$16,861,489	\$19,192,655	\$17,527,742
All Scholarships	\$2,152,988	\$2,748,817	\$2,012,280	\$3,380,173
Loan	\$13,498,958	\$12,062,203	\$13,022,445	\$10,890,691
<b>All Financial Aid</b>	<b>\$57,181,915</b>	<b>\$56,364,713</b>	<b>\$58,733,946</b>	<b>\$56,251,891</b>

DREAM Students	2016-17	2017-18	2018-19	2019-20
Student Count (Unduplicated)	626	615	589	566
State Grants	\$5,228,065	\$5,373,062	\$5,032,219	\$5,131,884
Fee Waivers	\$15,136,924	\$15,368,919	\$15,723,060	\$15,575,142
Institutional Grants	\$6,514,059	\$6,407,578	\$7,232,413	\$7,307,589
All Scholarships	\$809,115	\$1,042,550	\$1,770,294	\$1,010,851
Loan	\$453,492	\$712,658	\$793,297	\$616,627
<b>All Financial Aid</b>	<b>\$29,100,368</b>	<b>\$30,007,060</b>	<b>\$30,701,643</b>	<b>\$29,639,929</b>

## GRADUATE & PROFESSIONAL SCHOOLS

Graduate & Post-Doctorates	2016-17	2017-18	2018-19	2019-20
Student Count (Unduplicated)	9117	9339	9132	9751
Federal Fellowships & Grants	\$24,388,188	\$24,613,567	\$23,462,430	\$26,889,069
State Fellowships & Grants	\$353,236	\$560,709	\$758,781	\$615,002
Institutional Fellowships & Grants	\$108,728,001	\$111,113,372	\$111,694,764	\$120,904,929
Private Fellowships & Grants	\$3,176,703	\$3,627,068	\$3,535,234	\$3,652,297
Employment	\$129,954,628	\$133,389,771	\$126,864,969	\$106,927,059
Loan	\$81,513,408	\$85,505,935	\$85,629,140	\$81,715,696
<b>All Financial Aid</b>	<b>\$348,114,164</b>	<b>\$358,810,423</b>	<b>\$351,954,450</b>	<b>\$316,524,110</b>

### School of Medicine

Student Count (Unduplicated)	764	771	756	763
Federal Fellowships & Grants	\$2,255,434	\$2,191,046	\$2,023,540	\$2,145,498
State Fellowships & Grants	\$33,831	\$70,568	\$72,710	\$75,084
Institutional Fellowships & Grants	\$20,900,426	\$21,785,395	\$24,342,241	\$26,425,780
Private Fellowships & Grants	\$1,084,271	\$1,083,343	\$1,199,029	\$1,452,385
Loan	\$16,965,670	\$17,509,368	\$16,678,009	\$15,679,967
<b>All Financial Aid</b>	<b>\$42,570,779</b>	<b>\$44,070,725</b>	<b>\$45,030,968</b>	<b>\$46,417,044</b>

### School of Dentistry

School of Dentistry	2016-17	2017-18	2018-19	2019-20
Student Count (Unduplicated)	339	330	332	370
Federal Fellowships & Grants	\$213,002	\$116,476	\$102,592	\$403,107
State Fellowships & Grants	\$153,468	\$156,848	\$173,212	\$211,132
Institutional Fellowships & Grants	\$2,658,148	\$2,323,696	\$2,766,396	\$3,366,165
Private Fellowships & Grants	\$132,184	\$74,500	\$139,217	\$148,570
Loan	\$15,332,440	\$16,805,544	\$17,743,912	\$17,281,063
<b>All Financial Aid</b>	<b>\$18,568,634</b>	<b>\$19,565,764</b>	<b>\$20,943,747</b>	<b>\$21,427,227</b>

### School of Law

School of Law	2016-17	2017-18	2018-19	2019-20
Student Count (Unduplicated)	1116	1109	1098	1240
Federal Fellowships & Grants	\$612,184	\$644,423	\$629,783	\$679,368
State Fellowships & Grants	\$348,392	\$532,138	\$811,647	\$533,837
Institutional Fellowships & Grants	\$21,095,817	\$19,867,429	\$19,826,809	\$21,442,111
Private Fellowships & Grants	\$189,339	\$189,531	\$205,606	\$158,823
Loan	\$29,178,572	\$28,601,790	\$28,033,616	\$30,699,774
<b>All Financial Aid</b>	<b>\$52,191,409</b>	<b>\$50,558,472</b>	<b>\$49,807,570</b>	<b>\$53,673,605</b>

# COST OF EDUCATION & AVERAGE UNDERGRADUATE NET PRICE

The cost of education at UCLA remains relatively low when compared to other colleges and universities with the average net price ranging from \$10,350 to \$16,735. Tuition and mandatory campus fees for resident undergraduates totaled \$15,775 with an additional \$165 in document fees for new students. Non-resident undergraduates were assessed an additional \$28,992 in supplemental tuition.

## 2019-20 UNDERGRADUATE COST OF EDUCATION BASED ON HOUSING SELECTION

	\$35,791	\$34,127	\$26,960
	<b>RESIDENCE HALL</b>	<b>OFF-CAMPUS HOUSING</b>	<b>LIVING AT HOME</b>
	RESIDENCE HALL	OFF-CAMPUS	AT HOME
University Fees	\$13,239.00	\$13,239.00	\$13,239.00
Room & Meals	\$16,625.00	\$14,301.00	\$6,582.00
Books & Supplies	\$1,464.00	\$1,464.00	\$1,464.00
Transportation	\$441.00	\$888.00	\$1,512.00
Personal	\$1,506.00	\$1,719.00	\$1,647.00
Health Insurance	\$2,516.00	\$2,516.00	\$2,516.00
<b>Total</b>	<b>\$35,791.00</b>	<b>\$34,127.00</b>	<b>\$26,960.00</b>
Cost of Education	\$35,791.00	\$34,127.00	\$26,960.00
Average Gift Aid	\$19,056.00	\$20,002.00	\$16,610.00
<b>Net Cost</b>	<b>\$16,735.00</b>	<b>\$14,125.00</b>	<b>\$10,350.00</b>







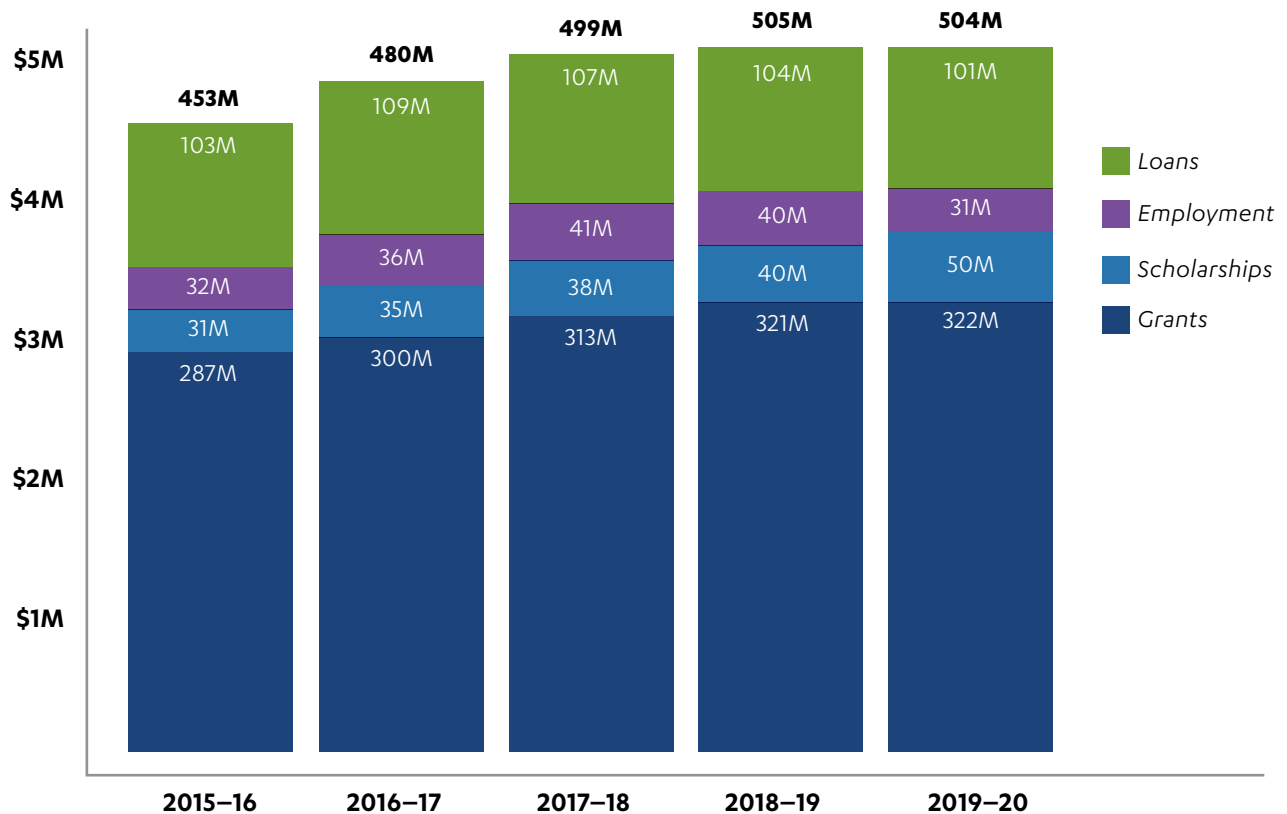
# UNDERGRADUATE FINANCIAL STUDENT SUPPORT: *TOTAL AWARDS*

The chart below includes all aid disbursed for the academic year.

For 2019-20, UCLA exceeded \$500M in total aid disbursed to undergraduates from all sources.

## UNDERGRADUATE STUDENT SUPPORT 2015–2020

	2015-16	2016-17	2017-18	2018-19	2019-20
Student Count (Unduplicated)	21,604	22,559	22,628	22,735	23,986
Grants	\$286,689,999	\$299,843,073	\$313,525,898	\$321,290,779	\$322,499,138
Scholarships	\$30,579,385	\$35,391,915	\$38,297,645	\$39,645,528	\$49,598,921
Employment	\$32,447,353	\$35,428,421	\$41,333,101	\$40,037,827	\$30,762,527
Loans	\$103,359,117	\$109,257,233	\$107,184,859	\$104,049,181	\$100,845,320
<b>Grand Total</b>	<b>\$453,075,854</b>	<b>\$479,920,642</b>	<b>\$499,229,210</b>	<b>\$505,023,315</b>	<b>\$503,705,908</b>



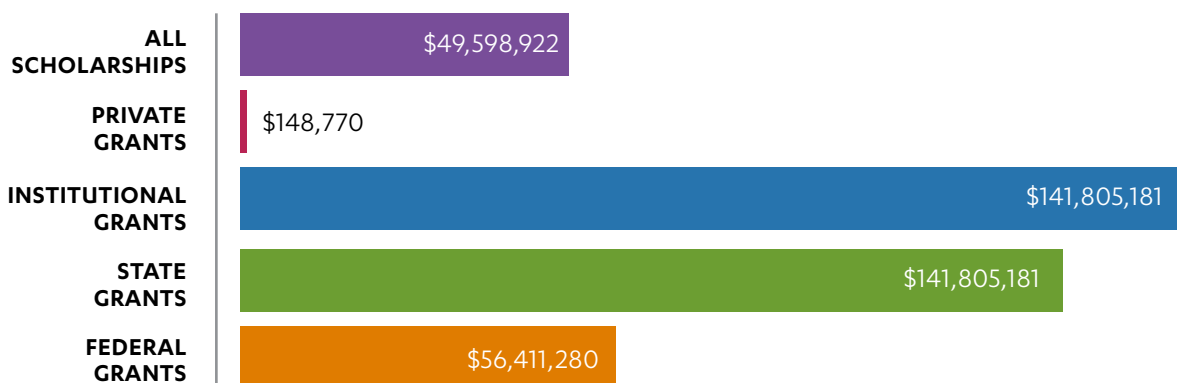
# UNDERGRADUATE GIFT AID

## GRANTS AND SCHOLARSHIPS

**Gift aid includes both grants and scholarships which do not have to be repaid and can be awarded on the basis of merit or financial need.** Merit awards consider academic and career interests along with group affiliations, extracurricular activities, etc. Need-based gift aid is awarded to students who complete either the FAFSA or the California Dream Act application and demonstrate financial need.

**For 2019-20, UCLA awarded 23,986 undergraduates gift aid for a total of \$503,705,908 with an average gift award of \$21,402.** Gift aid includes: Federal Grants, State Grants, Institutional Grants, Private Grants, and Scholarships

### GIFT AID BY SOURCE



### UNDERGRADUATE GIFT AID HIGHLIGHTS

Gift Aid Program	Students	Total Awarded
Cal Grant	9572	\$118,961,609
Undergraduate Student Aid Program (USAP)	12402	\$95,305,021
Pell Grant	9803	\$48,339,739
Scholarships Administered by Financial Aid and Scholarships	2332	\$15,437,066
Athletic Awards	653	\$14,260,040
Scholarships Administered by Campus Departments	2917	\$9,672,088
Private Scholarships	2788	\$8,097,048
Middle Class Scholarship	1405	\$4,239,897
Regents Scholarship	466	\$2,468,156
Alumni Scholarships	638	\$1,544,807
Federal Supplemental Educational Opportunity Grant	2486	\$1,430,687
Chancellor's Blue and Gold Scholarship	139	\$665,695



# STUDENT EMPLOYMENT

## WAGES EARNED BY UNDERGRADUATES

**Student employment can assist with indirect educational costs, provide practical job skills along with teaching students time management skills.** For 2019-20, 27% of undergraduates worked at least part time during the academic year.

### TOTAL UNDERGRADUATE WAGES 2019–2020

	STUDENT COUNT	TOTAL EARNINGS	AVERAGE EARNINGS
America Reads	119	\$355,297	\$2,985.69
Community Service	65	\$116,579	\$1,793.52
Federal Work-Study	2666	\$4,663,347	\$1,749.19
Jumpstart	43	\$127,304	\$2,960.56
University Work-Study	72	\$163,429	\$2,269.85
Non Work-Study Campus Earnings	8300	\$25,500,000	\$3,072.29



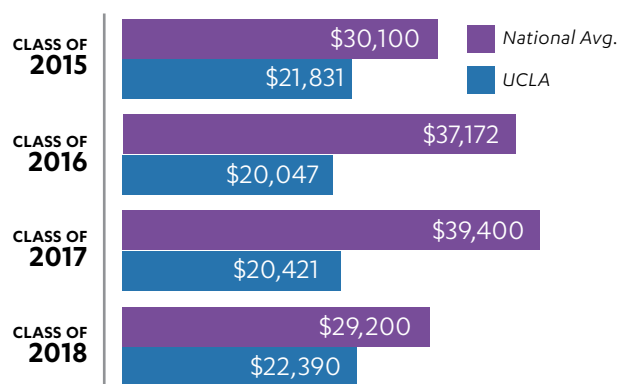
# UNDERGRADUATE STUDENT LOAN BORROWING

**In 2019, 60% of the Class of 2019 did not borrow a loan.** For those who did borrow, the average UCLA loan debt was \$21,441, which is less than the national average of \$28,950 according to TICAS. UCLA's latest default rate of 1% in 2017 is among the lowest in both the nation and the state.

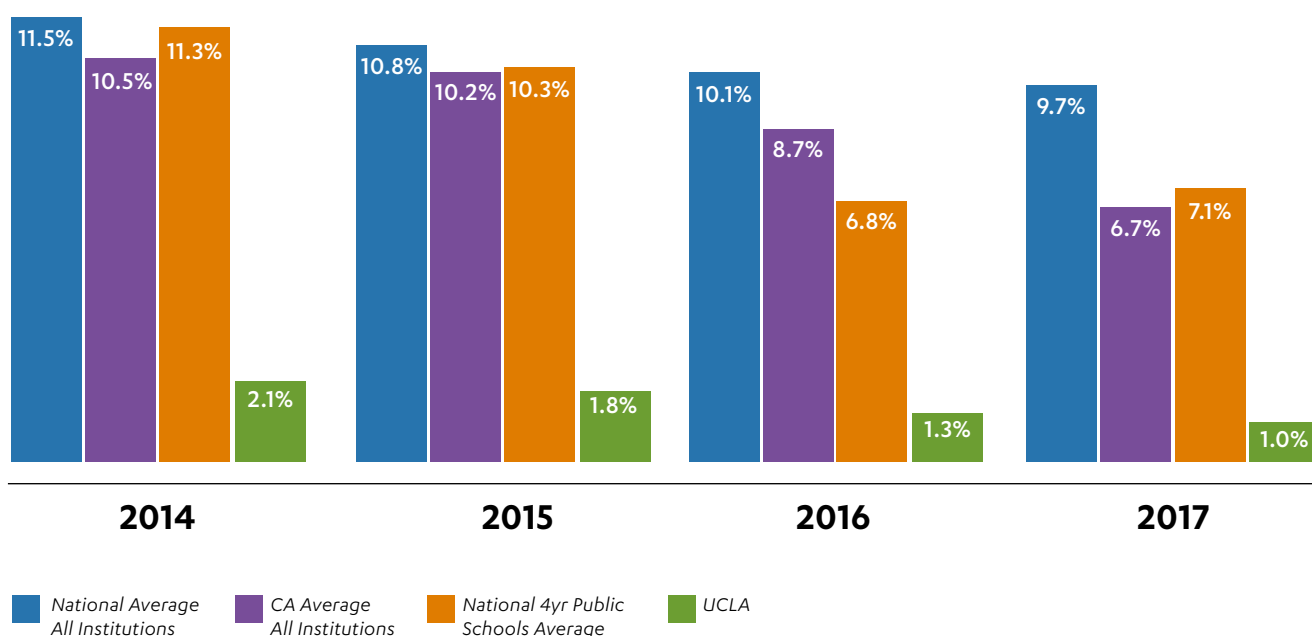
## UNDERGRADUATE LOANS 2019–2020

LOAN TYPE	STUDENT COUNT	TOTAL
Subsidized Loan	7255	\$31,245,781
Unsubsidized Loan	5356	\$18,041,533
Parent PLUS	2073	\$40,240,352
CA Dream Loan	166	\$585,597
University Loan	298	\$ 373,895
Private Loans	491	\$10,314,774
<b>Total (Unduplicated)</b>	<b>9210</b>	<b>\$100,845,320.47</b>

## AVERAGE LOAN DEBT AT GRADUATION



## FEDERAL STUDENT LOANS COHORT DEFAULT RATES



# COMMON DATA SET (CDS) SNAPSHOT

**The Common Data Set (CDS) stated goal is to provide accurate and timely data to students and their families in reviewing colleges and universities.** The CDS is used in producing popular publications and rankings for the College Board, U.S. News & World Report and Petersons. These publishers "ask the same core questions" of Institutions using the Common Data Set to define those questions and their responses. The information on these pages is based on the Common Data Set which takes a snapshot of undergraduate data during the fall quarter and compiled at the University of California Office of the President.

Most families pay less than the full price and 45 percent of our undergraduate students pay no tuition at all. Sixty percent (60%) of the graduating Class of 2019 did not borrow a loan. For those who did, the average loan debt at graduation was \$21,441. Based on the CDS for 2019-2020, 51% of all undergraduates received some form of need-based financial aid. Financial Aid and Scholarships awarded \$391,286,467 in need-based aid with an average package of \$24,808.

Gift aid represents 83% of all need-based aid awarded to students. Undergraduates received an average gift award of \$21,402. Self-Help awards include work-study and loans which do not include resources used to replace EFC such as unsubsidized loans, parent loans and private or alternative loans. The average self-help award was \$7,240. For entering first-time freshmen, 47% of students received need-based financial aid with the average financial aid package of \$24,920. The average gift aid was \$21,621. For entering transfer students, 67% of students received need-based financial aid with an average gift aid of \$17,457.

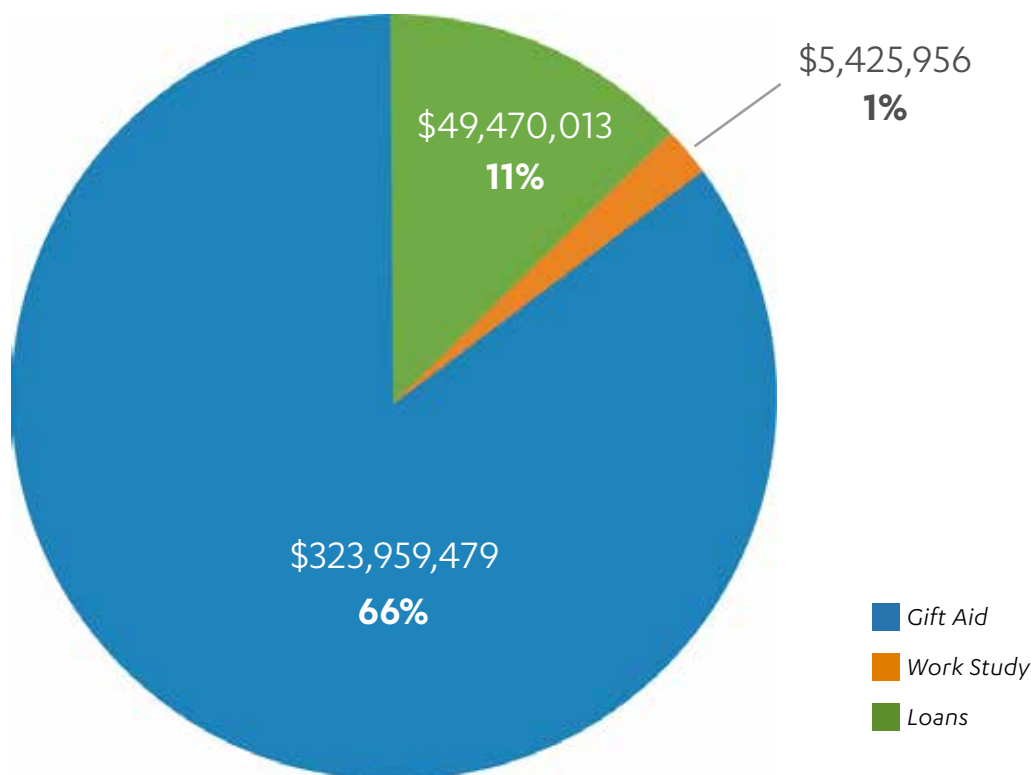
## COMMON DATA SET SNAPSHOT AS OF FALL QUARTER

	2015-16	2016-17	2017-18	2018-19	2019-20
Full-time Undergraduates	29,000	30,329	30,120	30,678	30,595
Undergraduates applying for need-based aid	17,265	18,067	17,808	17,772	17,499
Percentage of students receiving need-based aid	55%	55%	55%	52%	51%
Percentage of students awarded need-based gift aid	52%	52%	52%	51%	50%
Average need-based gift aid award	\$18,966	\$19,577	\$20,489	\$20,775	\$21,402
Average financial aid package*	\$22,490	\$22,998	\$23,980	\$23,990	\$24,808

\* Excludes resources awarded to replace EFC - PLUS, unsubsidized loans, private alternative loans)



### NEED-BASED UNDERGRADUATE FINANCIAL AID BASED ON AWARD TYPE







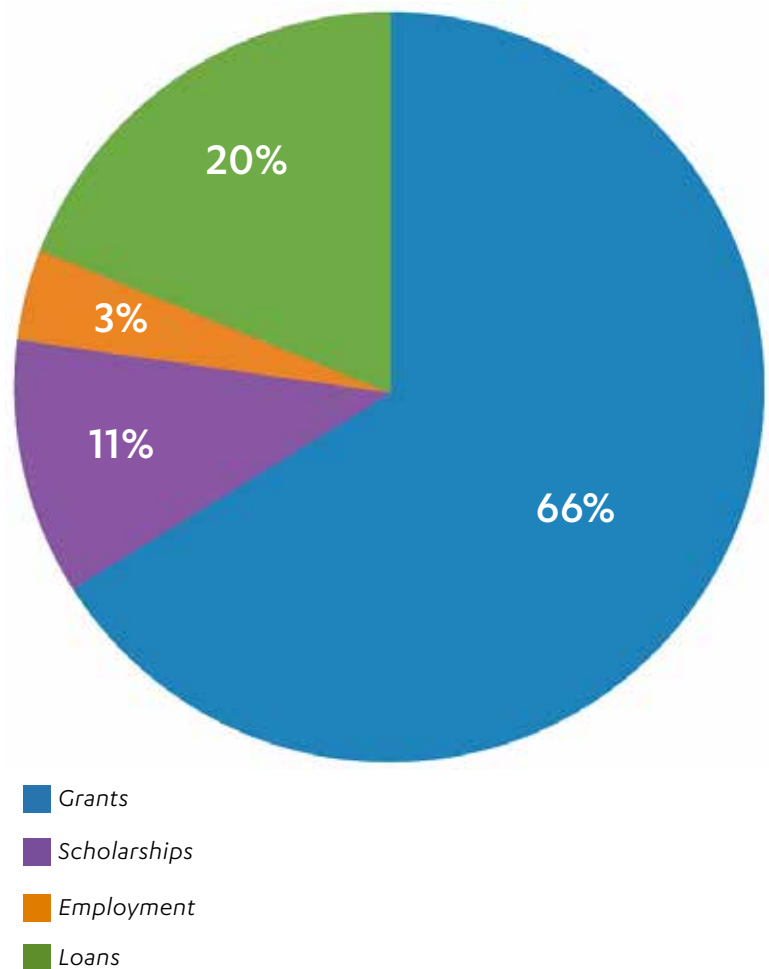
# UNDERGRADUATE SUMMER FINANCIAL AID

Summer programs continue to be popular for both entering and continuing students. Entering students can select from several summer bridge programs to acclimate themselves to the academic rigors of UCLA.

Continuing students can select Summer Travel Study to earn credit for academic courses taken abroad or attend Summer Sessions classes to assist in managing their degree progress. For summer 2019, more than 13,000 UCLA undergraduates attended summer sessions with 6,263 students receiving some type of financial assistance. Financial Aid and Scholarships awarded \$8,661,105 in institutional grant along with an additional \$5,705,298 in Federal Pell Grant to needy students.

## UNDERGRADUATE FINANCIAL ASSISTANCE SUMMER 2019

AID TYPE	TOTAL
Grants	\$18,112,333
Scholarships	\$3,032,390
Employment	\$893,321
Loans	\$5,310,160
<b>Total</b>	<b>\$27,348,205</b>

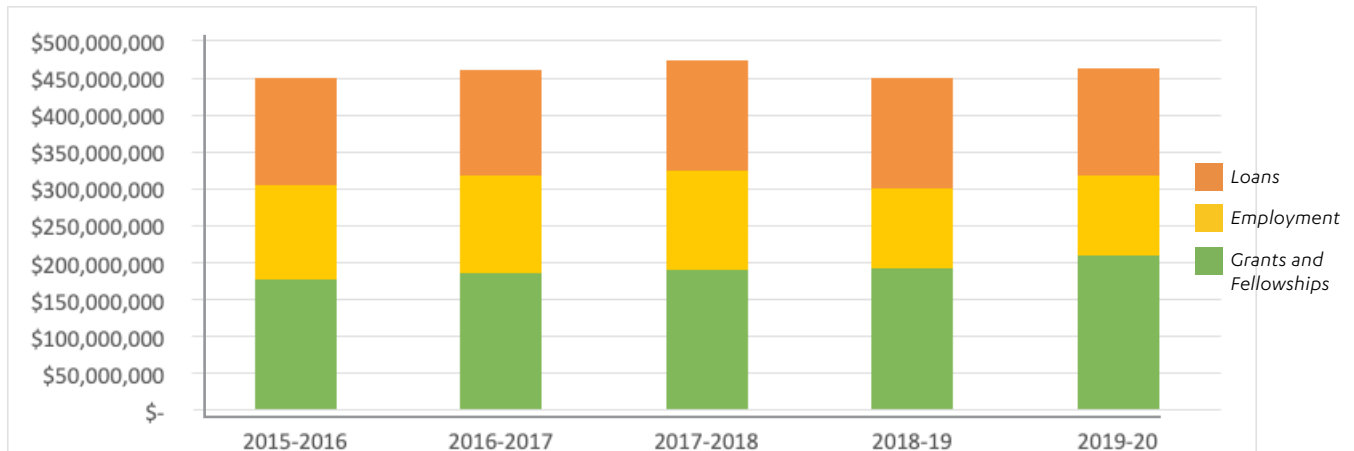


# GRADUATE, PROFESSIONAL, AND POST DOCTORATE *STUDENT SUPPORT*

**Financial Aid and Scholarships awards graduate and professional students Federal Work-Study and Loans.** Financial Aid and Scholarships has several satellite offices: School of Medicine, School of Dentistry, School of Law, School of Nursing, Anderson School along with University Extension.

Grants, Fellowships, Teaching positions and other employment are awarded by departments and professional schools in collaboration with Graduate Student Support.

## GRADUATE STUDENT SUPPORT 2015–2020



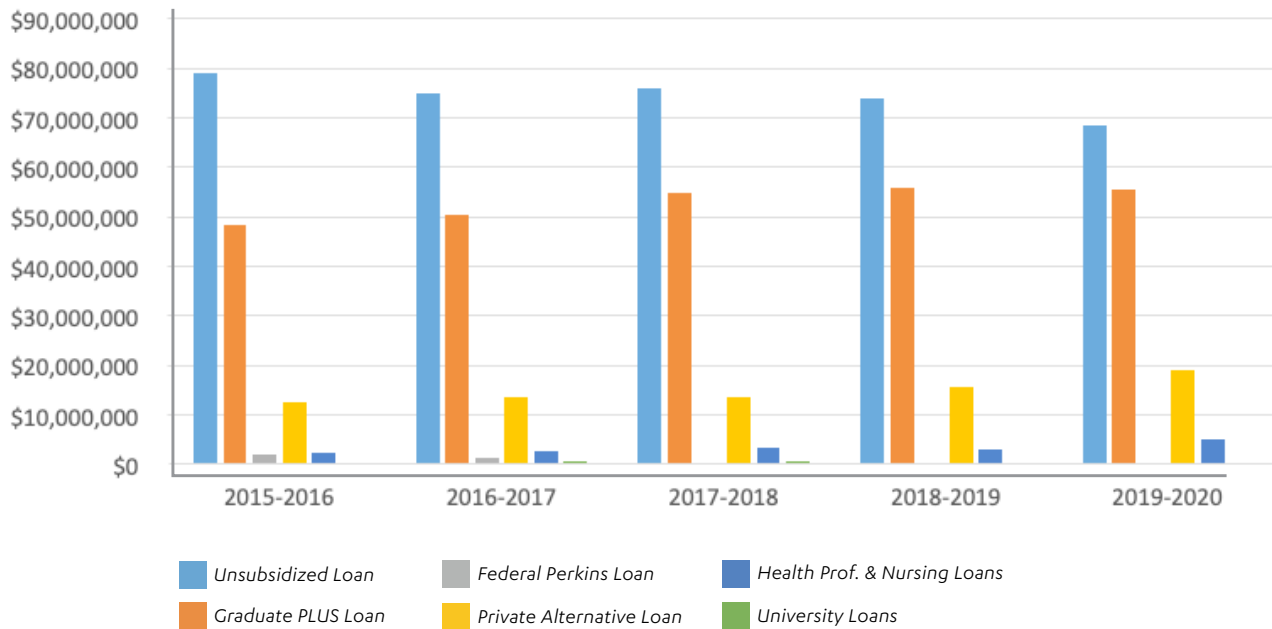
	2015-16	2016-17	2017-18	2018-19	2019-20
Student Count (Unduplicated)	11,120	11,210	11,439	11,318	11,857
Grants & Fellowships	\$177,402,292	\$186,323,302	\$188,950,110	\$192,398,928	\$210,510,114
Employment	\$127,740,143	\$132,137,609	\$135,635,128	\$108,838,047	\$107,701,402
Loans	\$144,402,426	\$142,990,090	\$148,422,637	\$148,520,742	\$145,679,869
<b>Total Support (All Sources)</b>	<b>\$449,544,861</b>	<b>\$461,451,001</b>	<b>\$473,007,875</b>	<b>\$449,475,717</b>	<b>\$463,531,386</b>

## GRADUATE WORK STUDY

**Graduate students can utilize one of two Work-Study Programs.** The Federal Work-Study Program allows for an employment award of up to \$2,000. Students can apply for available positions on or off-campus. The Graduate Work-Study Program provides federal work-study awards up to \$15,000 to graduate students with demonstrated need to complete part-time paid internships, community service, research projects, or other endeavors closely related to their academic degree program. Students must apply and be approved for a specific job by the Graduate Division-Fellowships & Financial Services. For 2019-20, 64 graduate students participated in the Work-Study Programs to earn a total of \$258,348.

# GRADUATE AND PROFESSIONAL STUDENTS *BORROWING LOANS*

## GRADUATE STUDENT LOAN TYPES 2015–2020



	2015-16	2016-17	2017-18	2018-19	2019-20
Student Count (Unduplicated)	4022	3836	3808	3702	3474
% of students receiving loans	33%	30%	29%	29%	27%
Unsubsidized Loan	\$78,926,454	\$74,967,771	\$75,858,378	\$73,868,933	\$68,507,559
Graduate PLUS Loan	\$48,225,728	\$50,376,605	\$54,855,817	\$55,834,455	\$55,376,309
Federal Perkins Loan	\$1,918,341	\$1,132,891	\$0	\$0	\$0
Private Alternative Loan	\$12,649,438	\$13,444,159	\$13,724,957	\$15,649,282	\$18,961,159
Health Prof. & Nursing Loans	\$2,228,059	\$2,493,879	\$3,260,969	\$3,068,830	\$5,194,890
University Loans	\$385,321	\$545,550	\$696,000	\$111,000	\$414,000
<b>Grand Total</b>	<b>\$144,402,426</b>	<b>\$142,998,585</b>	<b>\$148,396,121</b>	<b>\$148,532,500</b>	<b>\$145,679,869</b>

# FEDERAL CORONAVIRUS AID, RELIEF AND ECONOMIC SECURITY (CARES) ACT

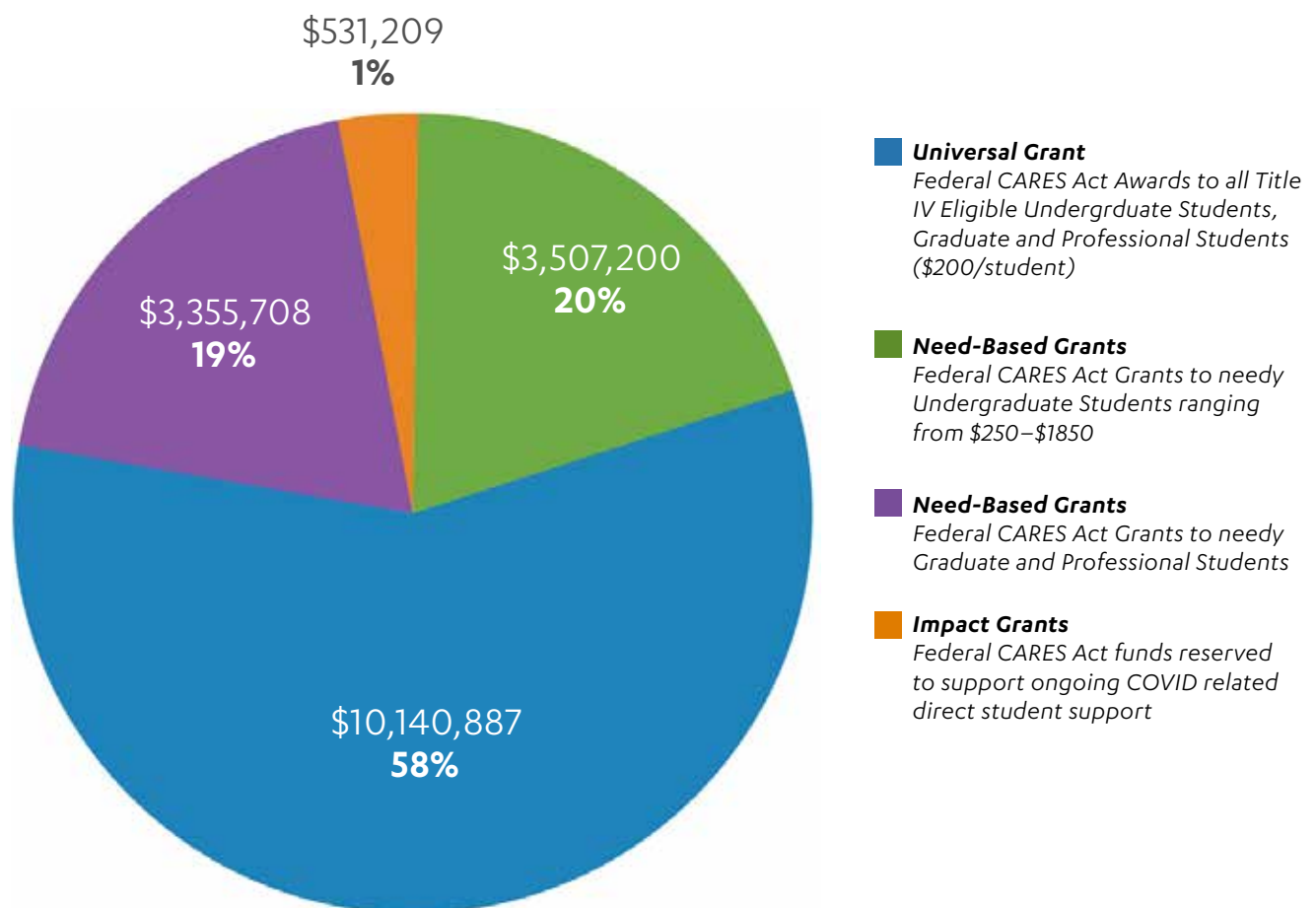
## HIGHER EDUCATION EMERGENCY RELIEF FUND (HEERF)

### Emergency Financial Aid Grants to Students

On April 14, 2020 under the signature of Ina Sotomayor, Financial Aid and Scholarships Director, University of California, Los Angeles signed and returned to the Department the Certification and Agreement and the assurance that the institution has used, or intends to use, no less than 50 percent of the funds received under Section 18004 (a)(1) of the CARES Act to provide Emergency Financial Aid Grants to students.

The total amount of funds that UCLA has received from the Department pursuant to the institution's Certification and Agreement [for] Emergency Financial Aid Grants to Students is \$35,906,870, of which at least 50% (\$17,953,435) will be used to provide emergency financial aid grants to students.

## BREAKDOWN OF FEDERAL CARES GRANT ALLOCATION AT UCLA



The estimated total number of students at UCLA, eligible to participate in programs under Section 484 in Title IV of the Higher Education Act of 1965 and thus eligible to receive Emergency Financial Aid Grants to students under Section 18004(a)(1) of the CARES Act is 31,600. As of June 30, 2020, UCLA awarded 20,277 students a total of \$14,455,243

To determine which students receive Emergency Financial Aid Grants and how much they would receive under Section 18004(a)(1) of the CARES Act UCLA used the following principles in our approach:

1. Since UCLA moved all instruction on line for Spring 2020, all UCLA students have been impacted. Universal Grants were awarded in the Spring of 2020 to all eligible students who requested funding to cover Covid-related expenses.
2. Additional support was offered to student with financial need in the form of Need Based CARES Grants

**UNDERGRADUATE STUDENTS:** The distribution methodology used results in the most funds going to the students with the greatest financial need and those who have been impacted the most.

In the spring of 2020, UCLA Financial Aid and Scholarships developed a need-based approach based on the Expected Family Contribution to award CARES funds to students who did not already benefit from higher aid levels determined prior to housing move-outs.

## EFC RANGES TO AWARD NEED-BASED CARE GRANT FOR UNDERGRADUATES

EFC RANGE	GRANT AMOUNT	GRANT AMOUNT FOR SPECIAL POPULATIONS
0	\$1,200	\$1,850
1 - 5,576	\$1,000	\$1,550
5,577 - 14,070	\$800	\$1,350
14,071 - 22,000	\$500	\$1,050
22,001 - w/need	\$250	\$850

*\*Special populations include students with dependent children, former foster youth, students who are homeless or at risk of being homeless, students with disabilities, and system impacted students*

**GRADUATE AND PROFESSIONAL STUDENTS:** The distribution methodology focuses on the majority of funds going to students who have been most impacted and/or neediest due to COVID-19.

In the spring of 2020 students who are eligible for the CARES Grant received a survey via email and must have completed it for funding consideration. Survey responses were forwarded to each students' home academic department. Departments then facilitated a needs assessment and submitted their funding recommendations to the Graduate Division. The Graduate Division validated the departmental recommendation against applicable FAFSA data and determined the final funding level. Need-based CARES Grants ranged between \$200 and \$1,850.